


**REGISTRATION STEPS ON THE
CONFERENCE WEBSITE FOR THE FIRST
TIME:**

PLEASE FOLLOW THE FOLLOWING STEPS CAREFULLY.
ALSO, MAKE SURE TO KEEP YOUR USERNAME AND
PASSWORD.

OPEN THE CONFERENCE LINK, THE
MAIN PAGE APPEARS, FROM WHICH
CHOOSE REGISTER



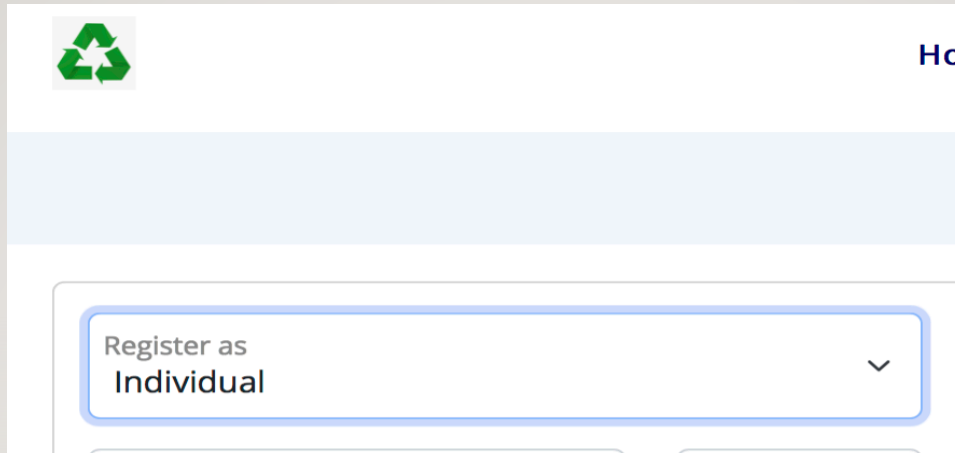
 Login Register



Register as Individual	Title	Email Address *
First Name *	Middle	Last Name *
Confirm Email Address *		
Education *	Degree *	Username *
Specialty	Specific Field of Study	Alternative Email Address
Home Page	Comments	
Phone Number *		
City *		

THE REGISTRATION PAGE APPEARS.

FILL IN ALL THE REQUIRED FIELDS
IMPORTANT NOTE (THE BOXES IN FRONT OF
A RED STAR * MUST NOT BE LEFT BLANK AND
FILLED)



THE FIRST FIELD IS A DIALOG BOX TITLED REGISTER BASED ON
AN ARROW APPEARS FROM WHICH A MENU FROM WHICH TO CHOOSE
1- INDIVIDUAL
2- COMPANY, INSTITUTION, ORGANIZATION

141 days to start Conference العربية العربية Login Register

Home Conference Information Events Papers Registration Sponsors News Contact Us

Home / Users

Register as Individual Title

First Name * Middle Last Name *

Education * Degree *

Specialty Specific Field of Study

Home Page

Phone Number * Mobile Number *

City * Zip Code

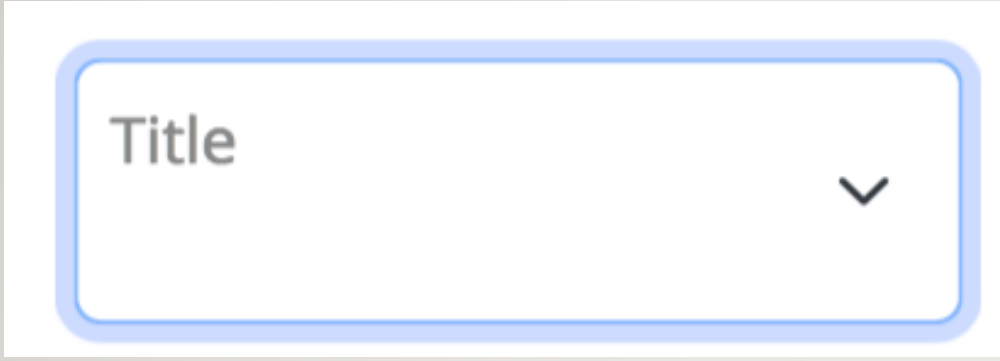
Email Address * Confirm Email Address * Username * Alternative Email Address Comments Security Code *

T H A N K Y O U

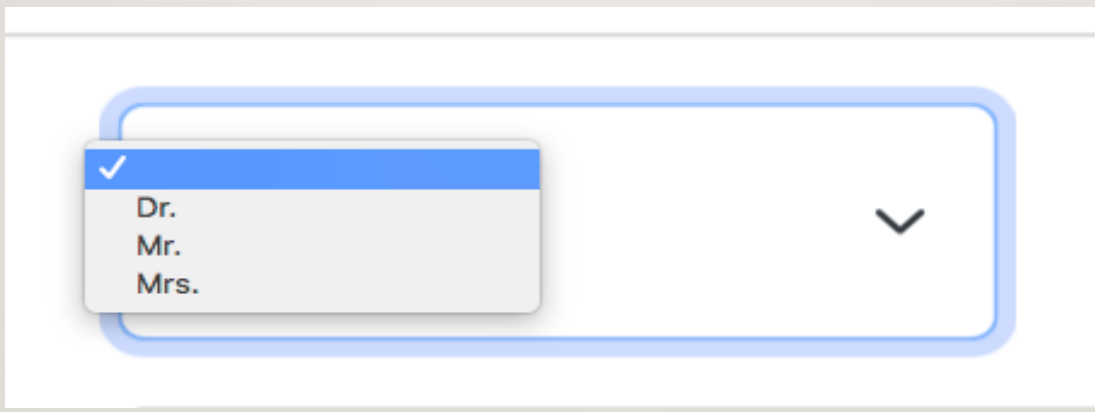
WHEN CHOOSING INDIVIDUAL

FILL IN THE FIELDS SHOWN ABOVE AND DO NOT LEAVE A SQUARE IN FRONT OF A RED STAR EMPTY

First: Title
Scroll down list
choose the
appropriate nickname



A white rounded rectangular box with a blue border. Inside, the word "Title" is on the left and a small black downward-pointing chevron is on the right.



A white rounded rectangular box with a blue border. A dropdown menu is open on the left side, showing a list of titles: "Dr.", "Mr.", and "Mrs.". The "Dr." option is highlighted with a blue background and a white checkmark. A small black downward-pointing chevron is on the right side of the box.

First Name *

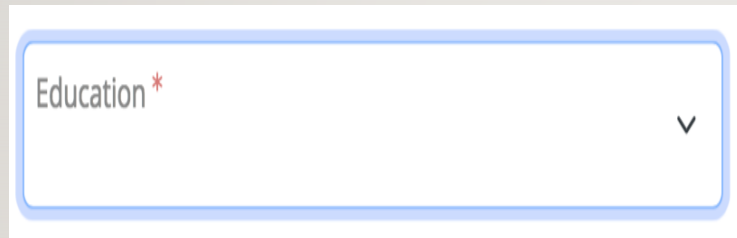
Middle

Last Name *

SECOND: FILL IN THE FOLLOWING FIELDS

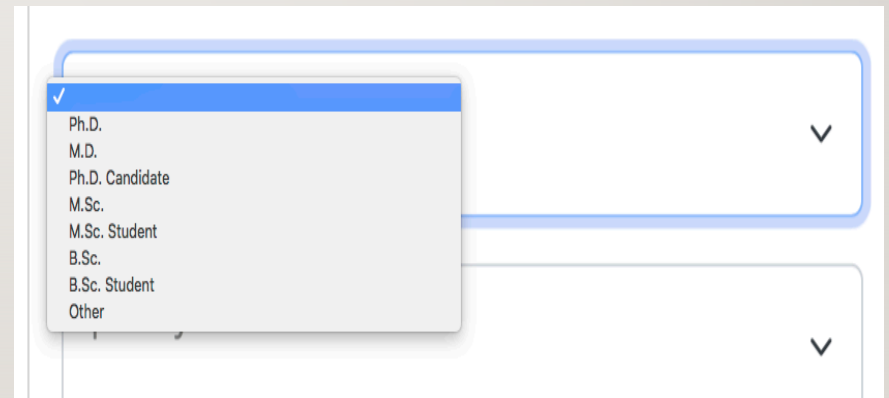
THEN FILL IN THE FIELD FOR THE EDUCATIONAL LEVEL

EDUCATIONAL LEVEL



Education *

THE FOLLOWING LIST WILL DROP FROM IT




- ✓ Ph.D.
- M.D.
- Ph.D. Candidate
- M.Sc.
- M.Sc. Student
- B.Sc.
- B.Sc. Student
- Other

FILL IN THE DEGREE FIELD

DEGREE

**THE FOLLOWING LIST
WILL DROP FROM IT**



- ✓
- Professor
- Associate Professor
- Assistant Professor
- Instructor
- Other

FILL IN THE FIELD FOR THE SPECIALTY

SPECIALTY

Specialty

**THE FOLLOWING LIST
WILL DROP FROM IT**

- ✓ Administration of the Home and Institutions (Recycling of home wastes)
- Education and Home Economics
- Food and Nutrition Science (Food wastes, Functional foods, New products, Diet, Therapeutic nutrition)
- Textiles and clothing sciences (Innovative Technical Textiles, Functional clothing, Smart Textiles, Fashion and Design).

FILL IN THE FOLLOWING FIELDS



PHONE NUMBER (MOBILE)

Phone Number *

Mobile Number *

SELECT YOUR COUNTRY FROM THE FIELD DROP-DOWN

- Country

- City

<input type="text" value="Country*"/> 	<input type="text" value="City"/>
---	-----------------------------------

FILL IN THE FOLLOWING FIELDS




POSTAL ADDRESS FIELD

Postal Address *

|

A screenshot of a web form field. The field is a white rectangle with rounded corners and a light blue border. Inside the field, the text 'Postal Address *' is displayed in a grey font. Below the text, a vertical cursor line is visible, indicating the field is active for input.

FILL IN THE FOLLOWING FIELDS



AFFILIATION CELL

START WITH DEPARTMENT, FACULTY, UNIVERSITY, CITY, COUNTRY


Affiliation *



FILL IN THE FOLLOWING FIELDS

**EMAIL AND
USERNAME FIELDS**

**IT IS PREFERABLE
TO USE THE EMAIL
AS USERNAME**



Home / Users

Email Address *


Confirm Email Address *

Username *

Alternative Email Address

Comments

Security Code *

A rectangular image with a red border and a noisy background. The text 'KY 4P3 6 06' is written in a blue, stylized font. To the right of the text is a circular refresh icon.

Save

FILL IN THE SECURITY CODE FIELD WITH THE CODE THAT WILL APPEAR IN FRONT OF YOU AND AT THE END CLICK SAVE

- You will receive an email in your inbox or spam box
- Follow the link sent in the email and you will have finished registering
- Every time you enter the site, put your username and password in the login box

